



कार्यालय, रक्षा लेखा नियंत्रक
उदयन विहार, नारंगी, गुवाहाटी-७८११७१
OFFICE OF CONTROLLER OF DEFENCE ACCOUNTS,
UDAYAN VIHAR, NARANGI, GUWAHATI-781171



No.A/V/Circular/Vol-I

Dated : 06/08/2020

(Through CDA Guwahati website)

To

- | | | | |
|--|---|--|--|
| (1) HQ 101 Area
PIN-793001
C/O 99 APO | (2) HQ 4 Corps
PIN-784001
C/O 99 Apo | (3) HQ 3 Corps
PIN-737112
C/O 99 APO | (4) HQ 51 Sub-Area
PIN-781037
C/O 99 APO |
| (5) HQ 41 Sub-Area
PIN-908641
C/O 99 APO | (6) The CESZ
S.E.Falls,
Shillong-793011 | (7) The CE(AF) Shillong
Nonglyer, Shillong-793009 | |

Sub :- Online remittance(e-MRO) of Defence Receipts.

e-MRO Portal for online remittance of defence receipts across the country was launched by the Chief of Army Staff in April,2018. Training on e-MRO Portal was conducted by SBI in March,2018 at the premises of this office to sensitize the armed forces officers/PBORs and DAD officers/staff.

This office had issued circular time to time to the higher formations, requested to advise their lower units/formations for extensive use of SBI e-MRO Portal for deposit of defence receipts vide this office circular no.A/VI/152/TRL/DMRO/Vol-XLVIII dated 06/04/2018, A/V/Circular/Vol-I dated 01/01/2019 & A/VI/TRL/DMRO/Vol-XLIX dated 03/2019.

On review of the data related to the digital transactions on e-MRO Portal, it is observed that very minimal digital transactions for defence receipts are being done by the defence personnel/establishments in comparison to the transactions made through MROs in physical form and the status is not satisfactory as it is not only against the objective of e-MRO Portal launched by the Chief of Army Staff, but also the Govt policies as the Govt of India is stressed upon the digital mode transactions since long.

In view of the above, it is requested that the units/formations under your administrative jurisdictions may kindly be insisted for extensive use of SBI e-MRO Portal for cent percent digital transactions immediately as it is more convenient and safe mode of transaction than the transactions made through MRO in physical form and also save time for accounting and adjustment of the transactions.

For guidance to defence establishments/units/formations/individuals for extensive and expeditious use of e-MRO Portal, the following activities are furnished and need to be done by the users for digital remittance of defence receipts :-

- Log into SBI Portal = <https://www.onlinesbi.com/sbicollect/icollecthome.htm>
- Click to SB Collect (Print out attached as Annexure 'A');

(Contd. on P/2)

- (c) Click check box(Print out attached as Annexure'B');
- (d) Select state of corporate/institution(Print out attached as Annexure'C');
- (e) Select Govt Deptt. Name i.e. e-MRO(Print out attached as Annexure'D');
- (f) Select Controller concerned(Print out attached as Annexure'E");
- (g) Provide details of payment(Print out attached as Annexure'F').

After completion of the above activities, payment gateway will automatically generated for digital payment by the mode of Net Banking/Debit Cards/Credit Cards etc. and after completion of the payment process, digital format fore-MRO will generate which may be saved and print out for hard copy of e-MRO may be made.

In this context, it is stated that for cent percent remittance of defence receipts through SBI e-MRO Portal, this office will not entertain the defence receipts through physical MROs for accounting and adjustment from **1st October,2020** onward.

Enclo: 06 Annexures.

Sd/-
Joint CDA

Copy to :-

1. The HQ Eastern Command,
Fort William,Kolkata- 700021

| For information and similar action please.

✓ 2. The officer-in-charge, IT&SW
(Local)

| For uploading on CDA Guwahati website please.


Joint CDA

Google

https://sbi collect

X Q

Annexure 'A'

Sign in

All News Videos Maps Images More

Settings Tools

About 5,72,000 results (0.49 seconds)

www.onlinesbi.com > sbicollect > icollecthome

State Bank Collect - Sbi

DISCLAIMER CLAUSE Terms Used: Corporate Customer: Firm/Company/Institution (F/C/I)
collecting payment from their beneficiaries.

People also search for

sbi online account sbi cheque book charges
syamaprasad college sbi collect sbicard
request and enquiries in sbi online sbi cheque book status enquiry contact number

corp.onlinesbi.com > corporate > sbi > corp_sb_collect

Generation of payment receipt in State Bank Collect page. - Sbi

Payment by customers using MOPS (Multiple Option Payment System) Selects "State Bank Collect" Link in home page of www.onlinesbi.com Reads Disclaimer ...

www.onlinesbi.com

State Bank of India

Have you tried our new simplified and intuitive business banking platform? Log in to yonobusiness.sbi to avail business banking services.

www.onlinesbi.com > retail > login

State Bank of India - Personal Banking - Sbi

Please ensure the following before logging into OnlineSBI. The URL in your browser address bar begins with "https". The address or status bar displays the ...


New User? Register Here ... Products & Services Password Management

Videos




How to make
Payment from State
Bank Collect || SB
collect ...

MixMate22
YouTube - Jul 9, 2018



How To Download
SBI Collect Receipt

Venkat S
YouTube - Sep 13, 2019



How to submit fee
online Using SBI
COLLECT !! Submit
your ...

Edu - Era Online
YouTube - Jan 25, 2017

sbi-collect.website

SBI Collect | Onlinesbi.com | State Bank Collect Login

Steps of how to pay through SBI collect online are Open your browser go to the website:
https://www.onlinesbi.com; Click on the SB Collect from the given menu.

People also ask

How can I pay SBI collect?

How can I activate SBI collect?

How can I get refund from SBI collect?

How can I pay my school fees online SBI?

Feedback

www.tiss.edu > files > State_Bank_Collect_TISS_Circular PDF

Procedure For Payment of Fees using SBI Collect

Procedure For Payment of Fees using SBI Collect. 1. Visit the link: https://www.onlinesbi.com/prelogin/collecthome.htm?corpID=645530. 2. Read the Disclaimer ...

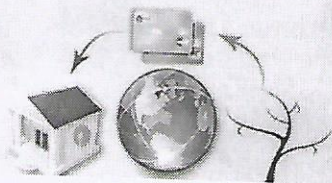
home.iitk.ac.in > ~nnaik > pdf > Online_payments_thro... PDF

Online payments through SBI Collect - IITK

Online payments through SBI Collect Page 2 Step - 1 Page 3 ... Page 7 Step - 6 Page 8
Step - 7 https://www.onlinesbi.com/sbicollect/collecthome.htm

14.139.62.11 > admissions > PaymentSteps PDF

Instructions for making payment through SBI Collect Payment ...

Annexure 'B'**STATE BANK COLLECT**
A MULTI-MODAL PAYMENT PORTAL**DISCLAIMER CLAUSE****Terms Used**

Corporate Customer: Firm/Company/Institution (F/C/I) collecting payment from their beneficiaries.

User: The beneficiary making a payment to F/C/I for the services/goods availed.

Bank shall not be responsible, in any way, for the quality or merchantability of any product/merchandise or any of the services related thereto, whatsoever, offered to the User by the Corporate Customer. Any disputes regarding the same or delivery of the Service or otherwise will be settled between Corporate Customer and the User and Bank shall not be a party to any such dispute. Any request for refund by the User on any grounds whatsoever should be taken up directly with the Corporate Customer and the Bank will not be concerned with such a request.

Bank takes no responsibility in respect of the services provided and User shall not be entitled to make any claim against the Bank for deficiency in the services provided by the Corporate Customer.

The User shall not publish, display, upload or transmit any information prohibited under Rule 3(2) of the Information Technology (Intermediaries guidelines) Rules, 2011.

In case of non-compliance of the terms and conditions of usage by the User, the Bank has the right to immediately terminate the access or usage rights of the User to the computer resource of the Bank and remove the non-compliant information.

☒ I have read and accepted the terms and conditions stated above.

(Click Check Box to proceed for payment.)

Proceed

© State Bank of India

[Privacy Statement](#) [Disclosure](#) [Terms of Use](#)

Annexure 'C'(/sbicollect
/icollecthome.htm)

State Bank Collect / State Bank Collect

Exit

State Bank Collect

07-Aug-2020 [04:05 PM IST]

Select State and Type of Corporate / Institution

State of Corporate / Institution *

----- Select State ----- ▼

Type of Corporate / Institution *

----- Select Type ----- ▼

Go

- Mandatory fields are marked with an asterisk (*)
- State Bank Collect is a unique service for paying online to educational institutions, temples, charities and/or any other corporates/institutions who maintain their accounts with the Bank.

State Bank Collect

<https://www.onlinesbi.com/sbicollect/payment/listinstitution.htm>Annexure 'D'(/sbicollect
/icollecthome.htm)

State Bank Collect / State Bank Collect

Exit

State Bank Collect

07-Aug-2020 [04:07 PM IST]

Select from Govt Department

Govt Department Name *

e-Military Receivable Order (e-MRO) ▼

Submit Back

- Mandatory fields are marked with an asterisk (*)

Annexure 'E'
(/sbicollect
/collecthome.htm)

State Bank Collect / State Bank Collect

Exit

State Bank Collect

07-Aug-2020 [04:07 PM IST]



e-Military Receivable Order (e-MRO)

SBI CMPOC, Survey no 26 , Gachibowli , Hyderabad-500019

Provide details of payment

Select Controller Concerned *

-- Select Category --

- Mandatory fields are marked with an asterisk (*)
- The payment structure document if available will contain detailed instructions about the online payment process.
- Date specified(if any) should be in the format of 'ddmmyyyy'. Eg., 02082008

© State Bank of India

[Privacy Statement](#) [Disclosure](#) [Terms of Use](#)

Annexure 'F'

(/sbicollect
/icollecthome.htm)

State Bank Collect / State Bank Collect

Exit

State Bank Collect

07-Aug-2020 [04:08 PM IST]



e-Military Receivable Order (e-MRO)

SBI CMPOC, Survey no 26 , Gachibowli , Hyderabad-500019

Provide details of payment

Select Controller Concerned *

CDA GUWAHATI - UNITS

Name of Office/Sub off to
which eMRO relates *

--Select Name of Office/Sub off

Name of the Organisation *

--Select Name of the Organisati

Name of the Unit *

TAN/PAN No.

Postal Address *

Phone No.

Nature of Payment *

--Select Nature of Payment--

Reference No.

AMOUNT IN RS. (ROUNDED)

*

Remarks

Please enter your Name, Date of Birth (For Personal Banking) / Incorporation (For Corporate Banking) & Mobile Number.

This is required to reprint your e-receipt / remittance(PAP) form, if the need arises.

Name *

Date of Deposit *



Mobile Number *

Email Id

Enter the text as shown in
the image *

63EDA